



‘Korean.net’ Membership Registration

For Group

Flow towards the future through the power of connection

하나로 이어져 내일로 흐르다!

한민족 공동체 희망의 노래

A song of hope to inspire the community of Korean people



OVERSEAS KOREANS FOUNDATION

OKF

What is Korean.net?

Korean.net connects all Koreans!

Korean.net, a portal site for overseas Koreans, is a two-way communication channel where Koreans and overseas Koreans can exchange information and be organically connected with each other.

Korean.net offers a variety of services for overseas Koreans, including support programs, online training and events, as well as information on civil services that have been difficult to access.

Service Introduction



Annual Business Schedule

Overseas Korean Foundation conducts the following programs for overseas Koreans and their organizations.

Guide to Application Process



Support Program

Overseas Korean Foundation carries out many programs for mutual developments of Korea and overseas Korean communities.

Guide to Website Support Service



Create Your Website

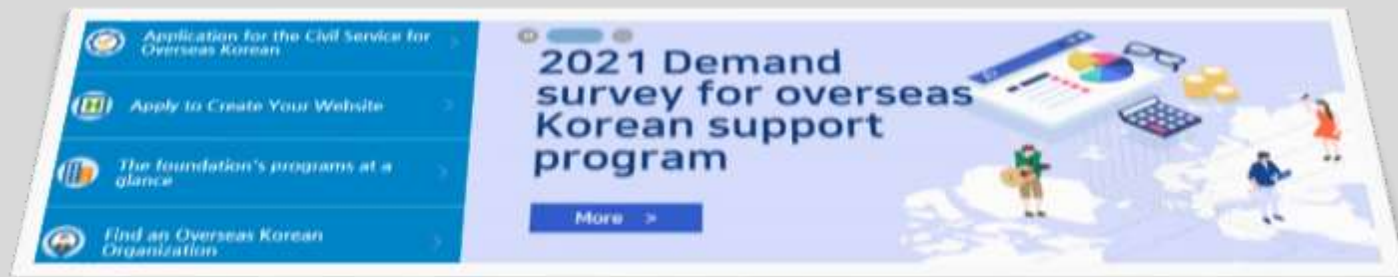
Korean.net Provide assistant service for creating/managing website for overseas Koreans organization.

Why do I need to join Korean.net?

When you become a member of Korean.net, you can not only access information provided by Korean.net, but also apply online for various programs, such as support, invitations, scholarships and public competitions.



In particular, the Support Program for Overseas Korean Adoptees will be carried out through an online demand survey from 2022. Thus, when applying for the 2022 demand survey, please sign up for Korean.net in advance to streamline the process and secure enough time for the process.



Korean.net Membership Registration Process

STEP. 01



① Go to “www.eng.korean.net”

STEP. 02



② Click “Join”

STEP. 03



③ Register for Membership

STEP. 04



④ Sign-in

STEP. 05



⑤ Click “Joining Group Membership”

STEP. 06



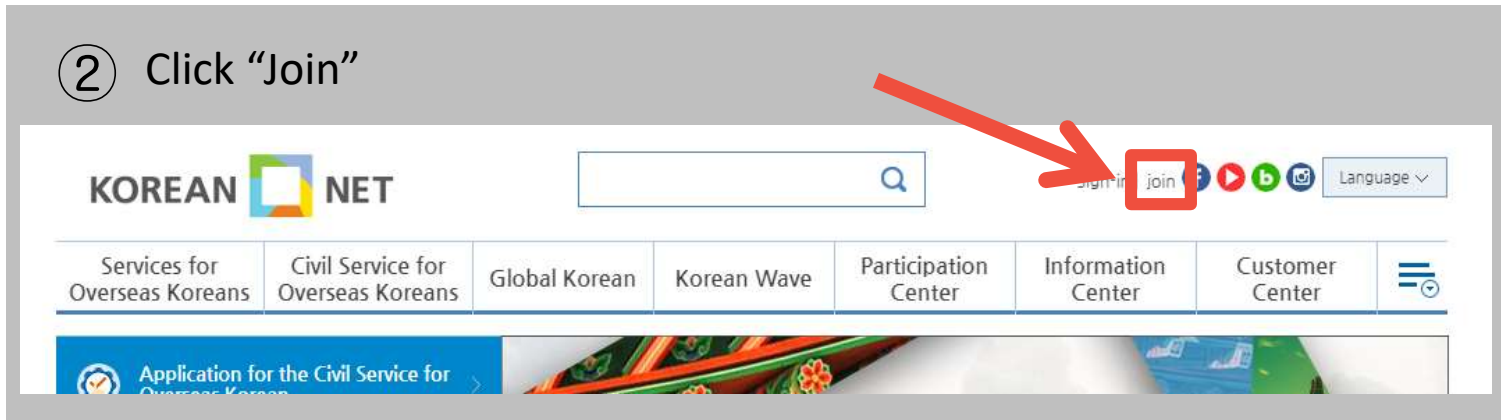
Complete the form and click “Request approval”

Korean.net Membership Registration Guide

① Go to “http://eng.korean.net”



② Click “Join”



Korean.net Membership Registration Guide

③ Click the “Register for Membership” button

Joining Membership

Membership Join
Welcome to Korean.net membership.
You can use Study Korean and Hansang Net at the same time by registering as a Korean Net member.

KOREAN NET | STUDY KOREAN | HANSANG

- * You will be eligible to participate in the Hansang Contest after joining as an individual member (Koreans living overseas or Koreans)
- * For a group membership, pre-joining as an individual member (Koreans living overseas or Koreans) and then joining as a group member is possible.

Overseas Korean
Overseas Koreans living in Korea and abroad

Group member
Overseas Korean group of 2 or more

Register for Membership

Register for Membership

※ You must have an ID for individuals to issue a group ID (only after registering as an individual member, you can join group membership)

Korean.net Membership Registration Guide

- ④ For identification, enter the certification number you received email or social networking sites

01. Authentication 02. Agreement to Terms 03. Enter Information 04. Complete

Personal identification(Overseas Korean)
- Your membership must be registered under your legal name.
- Your information is protected by our privacy policy, and will not be provided to third parties.

E-mail verification Facebook verification Naver verification

Name Surname **Kim** Name **Jaedan**

Date of Birth **1997** Year **10** Month **30** Day

Gender ☐ Male ☒ Female

E-mail **Hrights okt** @ naver.com

Send a verification email

Verification number

[Korean.net] Send Certification No. 이메일 인증번호 입니다.

보낸 사람 YIP <gkh_master@okt.or.kr>

받는 사람 **Hrights okt**

KOREAN NET

Welcome to Korean.net

인증번호 Certification Number **693055**

발송일자 Date 11-23 15:45

Thank You.

재외동포재단


Copyright(c) 2008 Overseas Koreans Foundation. All rights reserved.

Korean.net Membership Registration Guide

⑤ Fill in the information required for membership registration

※ All required fields(*) must be filled out completely to move to the next step

01.Authentication 02.Agreement to Terms 03.Enter Information 04.Complete

 The information you have entered will not be disclosed to the public without your consent, and it is protected by our privacy policy.
* indicates a mandatory field.

Personal information(Mandatory fields)

Name (Korean) *
Surname: Kim Name: Jaedan
※ Please enter your Korean name for the opportunity to enter various competitions operated by the Overseas Koreans Foundation.

Name (English) *
Surname: Kim Name: Jaedan
※ Please write in the same name as the English name on your passport.

Date of birth *
1997 Year 10 Month 30 Day

Gender *
☐ Male ☒ Female

Email *

※ You can edit your e-mail address in the Edit member information section.

Contact *

(Example: 02-3415-0100, 010-1234-5678)
※ If you are participating in the event, you must provide your mobile phone number to receive the prizes (mobile coupon, etc.).
※ Please enter your home or mobile phone number, including the area code, without any spaces. (Extraneous characters must include the country code)

Basic information(Mandatory fields)

ID *
Hrights_okf ☐ Check if using email as an ID
※ You can use your e-mail address as an ID, and you can edit it by clicking on Verify.
※ If you use your e-mail address as your ID, we will not provide you with our Korean Net webmail service.

Password *

Password Help
Security level: Safety

Verify password *
 Identical password

Country of residence
REPUBLIC OF KOREA

Additional information(Optional fields)

Check receipt of newsletter
Would you like to receive notices, e-mails, and event information from the Overseas Koreans Foundation by e-mail?
☒ Receive all ☒ Korean Net ☒ HwanghaeNet ☒ StudyKorean ☒ Overseas Korean Portal
☐ Do not receive

Internet search
☐ Naver ☐ Daum ☐ Google ☐ Other search engines

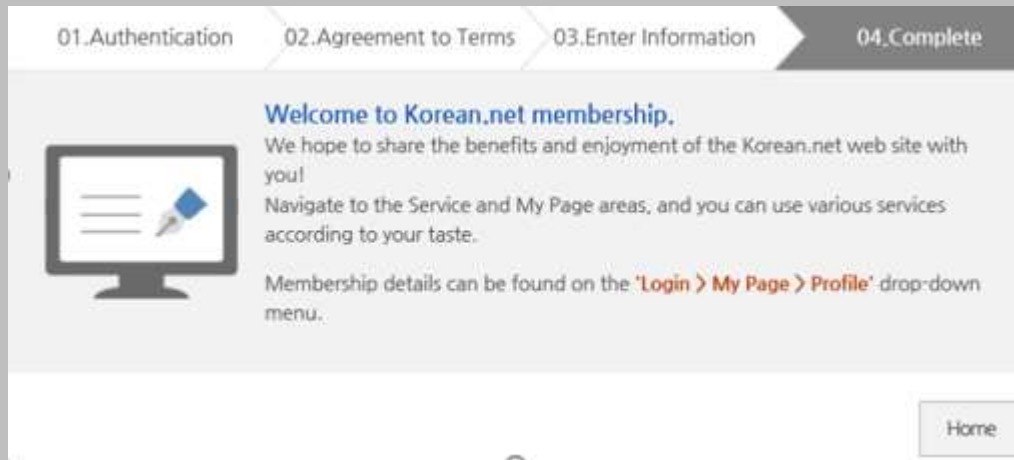
Advertisement
☐ Online advertisement ☐ TV ☐ Radio ☐ Newspaper/magazine

Subscription path
SNS
☐ Facebook ☐ Twitter ☐ 인스타그램 ☐ 유튜브

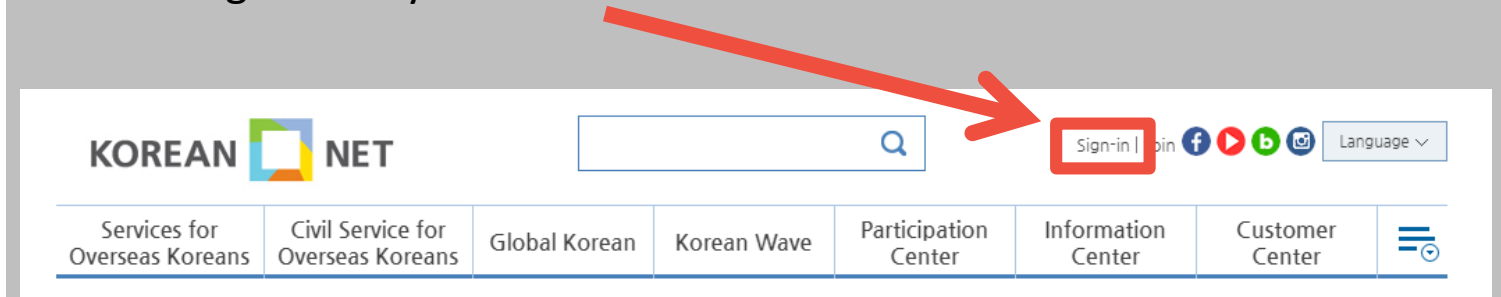
Other
☐ Event check attendance ☒ Recommended by an acquaintance
※ Members can use a subscription path to help them find content more easily and conveniently. You can select up to 2 subscription paths.

Korean.net Membership Registration Guide

- ⑥ After completing individual membership registration,
Go back to the main homepage



And log in with your individual ID



Korean.net Membership Registration Guide

⑦ Click on “Joining Group Membership”



Korean.net Membership Registration Guide

⑧ Fill in the information required for registration

※ All required fields(*) must be filled out completely to move to the next step

Basic information(Mandatory/Optional complex information)

ID *	<input type="text" value="okfapply1"/>	<input type="button" value="Verify"/>
This field can include only 6 to 25 lowercase letters and numbers.		
Password *	<input type="password" value="●●●●●●●●"/>	<input type="button" value="Password Help"/>
Security level Safety		
Verify password *	<input type="password" value="●●●●●●●●"/>	Identical password
Group category *	Independently organized community by overseas Korean adoptees ▼	
Group name (English) *	<input type="text"/>	<input type="button" value="Search"/>
Continent *	Select ▼	Country * Select ▼
City name *	Select ▼	
Contact (Overseas) *	<input type="text"/>	

Make the ID what your group wants to use

Verify group name (English)

Enter group name (English)

Group name (English)

※ Please contact pms01@okf.or.kr for inquiries on group name and duplicate entry.

Adoptee Rights is available for use. Would you like to use it?

Korean.net Membership Registration Guide

⑨ Complete the form and click “Request approval”



* After filling in all the fields, be sure to click the [Request approval] button at the bottom of the page to confirm with the person in charge, and the changes will be reflected.



Request approval

01.Authentication

02.Agreement to Terms

03.Enter Information

04.Complete



Welcome to Korean.net membership.

We hope to share the benefits and enjoyment of the Korean.net web site with you!

Korean.net Membership Registration Guide

⑩ After confirming the approval by e-mail, use services on Korean.net!

The screenshot displays the Korean.net homepage with a blue sidebar on the left containing navigation links: 'Application for the Civil Service for Overseas Korean', 'Apply to Create Your Website', 'The foundation's programs at a glance', and 'Find an Overseas Korean Organization'. The main header features a banner with the text 'The first online world where overseas Koreans and Republic of Korea are connected as one!' and the 'KOREAN NET' logo, along with Korean text '재외동포와 대한민국이 하나로 통하는 첫번째 온라인 세상! 코리아넷'. Below the banner, the 'News Room' section includes language tabs (English, Japanese, Chinese, Spanish) and a list of news items such as 'BTS song-US chart', 'coronavirus-fatalities', and 'Vietnamese students-mass infection'. The 'Announcement' section lists updates like 'Cancellation of the 23rd Future Leaders' Conference' and 'Urgent Notice: Cancellation of 2020 OKF Homecoming Program'. A 'Popup Zone' highlights Korean.net as a communication venue for overseas Koreans. The bottom section, 'Civil Service Categories', lists services like 'Immigration and Entry/Departure' and 'Military affairs/others'. Three circular icons at the bottom right represent 'Safe Overseas Travel', 'Korea in the World', and 'Travel/Festival Information'.





For Contact

Overseas Koreans Foundation

55, Sinjung-ro, Seogwipo-si, Jeju-do, Korea, 63565

 okf_hrights@okf.or.kr

 www.facebook.com/hrights.okf

 www.instagram.com/hrights.okf